


656758 Sizzix® Bigz™ Die - Spider & Spiderweb 3-D (Pop-Up) by Karen Burniston



1. Die-cut pieces as shown.




2. Punch a hole through both the end of the spiral and the right side of the card as shown.




3. Attach the web to the card with a small brad. Place adhesive in center of web as shown. Do not completely cover hole in the middle if using tape or glue dot.



4. Fold the card closed and press down to adhere the center of the web to the inside left of the card.



5. You may wish to reinforce the center connection by poking a hole through the card and adding a small brad.



6. Adhere the Spider to the web as desired.

656758 Sizzix® Bigz™ Die - Spider & Spiderweb 3-D (Pop-Up) by Karen Burniston



7. Embellish as desired.