




658532 Sizzix® Decorative Strip - Flower. Folded by Deena Ziegler



1. Die-cut and fold as shown.



2. Quarter fold a base piece to indicate the center point as shown.



3. Align the point of the petal to the center of the base piece and adhere as shown.



4. Many styles of flower are possible depending on how the petals are folded.