




1. Die-cut two Bag sides. Fold and apply adhesive, as shown.



2. Adhere the two sides together.



3. Adhere the remaining long edge and flap together to complete the body of the Bag. Fold the short bottom tabs inward and adhere the two large flaps together.



4. Embellish, as desired.