






660290 Sizzix® Thinlits™ - Card, Birthday Pop-Up by Lori Whitlock




1. Die-cut from desired material.



2. Fold Card in half.



3. Opposite fold the center crease between the two parallel cuts.



4. Embellish as desired.