






660316 Sizzix® Bigz™ XL Die - Sewing Kit by French General



1. Die-cut from desired material.



2. Fold all creases in the same direction.



3. Insert organizing strips into slots on either side of the kit as shown.



4. Embellish as desired.