






# 660331 Sizzix® ScoreBoards™ XL Die - Book, Passport by Eileen Hull



1. Die-cut Passport cover from matboard. Die-cut pages from desired material.



2. Adhere the front and back cover pieces to the spine piece.



3. Using three pieces of string, assemble loose pages into three separate signatures.



4. Tie signatures through the corresponding holes in the spine of the Passport Book.