





660373 Sizzix® Thinlits™ Die Set - Card, Rounded Label Fold-a-Long™ by Jen Long




1. Fold-a-Long cards are die-cut using the cut on the fold method. Place a Cutting Pad on top of the correct platform and Thinlits set up for your machine. Lay a folded sheet of cardstock, large enough to accommodate the die, on top of the Cutting Pad.



2. Place the die on top of the folded paper, with the edge of the die slightly past the edge of the fold. Place a Cutting Pad on top of the die to complete the sandwich and roll through the machine.



3. Accordion fold the card.



4. Place accompanying die-cut in the slots of the two center tabs. Embellish, as desired.