






# 660751 Sizzix® Thinlits™ Die - Card, Rose Lace Gatefold by Sharyn Sowell



1. Die-cut from desired material.



2. Adhere the long tabs of the flaps to the long sides of the card body.



3. Fold the side flaps inward.



4. Fold back the triangle ends of the flaps.