






660845 Sizzix® Thinlits™ Plus Die Set - Card, Diorama Gatefold




1. Die-cut front panel, using an Extended Magnetic Platform to hold the dies in place. You may also use re-positionable tape to hold dies steady when using standard platforms.




2. Die-cut middle panel.



3. Die-cut rear panel



4. Trim the sides of the middle panel to the depth desired and adhere to the inside of the rear panel as shown.



3. Adhere the sides of the front panel to the sides of the rear panel as shown. Card can be folded flat to fit into an envelope.