






# 661197 Sizzix® Bigz™ Die - Village Rooftops by Tim Holtz®




1. This die is designed to be used with the Village Dwelling die (660992) or Village Brownstone die (661205). Die-cut selected Rooftop strips from desired material.




2. Adhere first row to the edge of the roof as shown.



3. Overlap and offset strips until you reach the ridge line or center of the roof. Trim ends of strips even with the edge of the roof.



4. If desired, lift edges of shingles to give texture.



5. Adhere the roof to the top of the dwelling, then adhere the ridge cap to the center ridge.

