






661958 Sizzix® Bigz™ Pro Die - Box, Pineapple by Lindsey Serata




1. Die-cut out of desired material.




2. To create the body of the Pineapple Box, fold all tabs inward, and adhere to the corresponding edges. Each section has a side tab and a bottom tab. Use a pencil or dowel to add some contour to the top leaves.




3. Build the plug by adhering each of the tabs to the corresponding edges of the two hexagon shapes.



4. Construct the large crown leaves by adhering each of the tabs to the corresponding edges of the hexagon shape. Use a pencil or dowel to contour large and small crown leaves.



5. Adhere the small crown piece to the top of the plug. Adhere the plug and small crown to the large crown as shown.



6. Embellish as desired.