






662286 Sizzix® Bigz™ Die - Snowflake Centerpiece by Katelyn Lizardi



1. Die-cut a set of large and small parts out of desired materials.



2. Fold, and adhere the side pieces to the hexagonal bottom pieces as shown.



3. Stack the small snowflake inside of the large snowflake.