





662738 Sizzix® Framelits™ Die Set - Cake Fold-its by Stephanie Barnard®




1. Fold-its dies are designed to cut using the single-fold technique. This technique begins by folding a single piece of cardstock in half.




2. Place the folded cardstock on the Cutting Pad.



3. For a card base that hinges at the top, position the die with the cutting edge of the top of the cake just past the edge of the fold. The words "Place fold here" are embossed into the die on the top edge of the cake.



4. For a card base that hinges on the side, position the die with the cutting edge of the plate just past the edge of the fold. The words "Place fold here" are embossed into the die on the left side of the plate.



5. Place a Cutting Pad on top of the die and roll through a Sizzix® machine, using the appropriate platforms and shims for the machine. Embellish as desired.