




1. Die-cut out of desired material.




2. Fold the stalk pieces as shown.




3. Fold or bend each of the petal and leaf pieces down the middle.



4. Adhere leaves to the stalk. The top leaf should be adhered to the outside of the stalk and the lower petal to the inside of the stalk.



5. Adhere the petals together in a bundle.



6. Adhere the petals inside the stalk and against the top leaf.